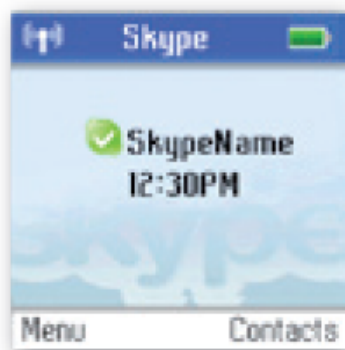

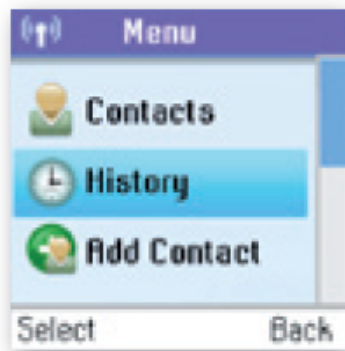


Listen to your voicemail

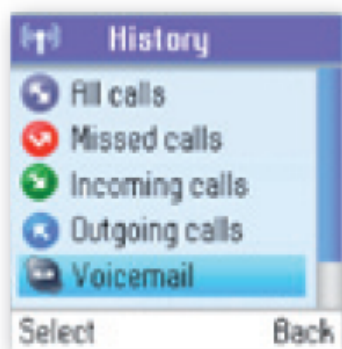
Callers can leave a message for you. Whenever someone sends you a voicemail, the message **You have 1 new voicemail** will be displayed on your DUALphone.



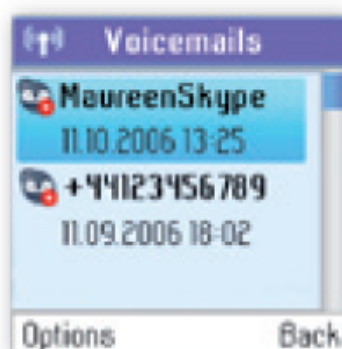
1) From the **Idle screen**, press  to enter the main menu.



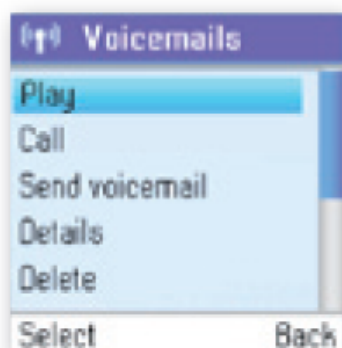
2) Press  and  to select **History**.




3) Press  and  to select **Voicemail**.



4) Press  and  or just press  to select the voicemail of your choice.



5) Press  to select options (**Play, Call, Send voicemail, Details, Delete, View profile, Add to contacts, My greeting**).

Play:	Play back the voicemail.
Call:	Call the person who has left the voicemail for you.
Send voicemail:	Send the person who has left the message for you a voicemail.
Details:	View the details of the voicemail (Name, number, date, time, duration).
Delete:	Remove the voicemail.
View profile:	View the profile of the person who has sent the voicemail.
Add to contacts:	Add the person who has left the voicemail for you to your Contact list.
My greeting:	Play back or record your personal welcome greeting.

NOTE:

- If you activate your voicemail through Settings → Divert → Voicemail, the voicemail will work only with incoming Skype and Skypeln calls, not with calls on your landline.