


■ Make and receive calls

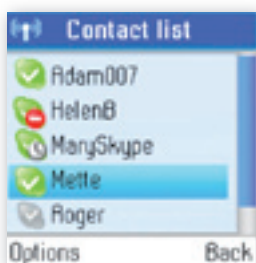
The procedures for making and receiving calls apply to any type of call – Skype-to-Skype calls, SkypeOut calls and SkypeIn calls. Furthermore, you can use your phone for landline telephony.

Call a Skype contact

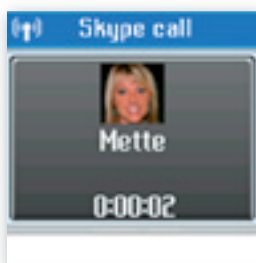
To make a Skype call:





1) Press  to select **Contacts**.



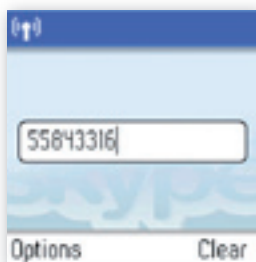
2) Use  or  to select a contact from the list.



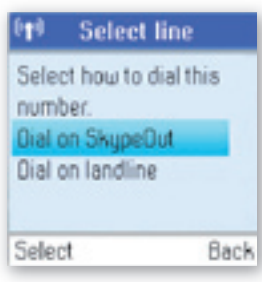
3. Press  to call. Wait for the call to connect, ring, and be answered. Press  to end the call.

Dial a landline number

To dial a landline number:




1) Use the keypad to enter the number. Press  to call the number.



2) Use  to select landline or SkypeOut and press .



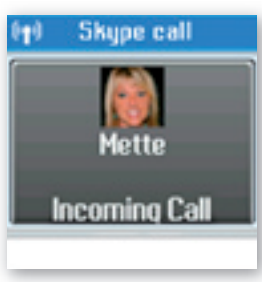
3) Wait for the call to connect, ring and be answered. Press  to end the call.


NOTES:

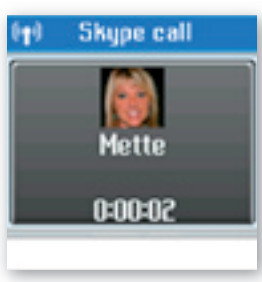
- You can select a preferred line for dialing by going to Menu > Settings > Phone settings > Preferred line. Choose one of the following options:
 - 1) Always landline
 - 2) Always SkypeOut
 - 3) Always ask

Receive a call

When someone calls you, the ringing tone sounds and the incoming call message is displayed. To receive a Skype, Skypeln or landline call:



1) Press  to receive the call.



2) Press  to end the call.