

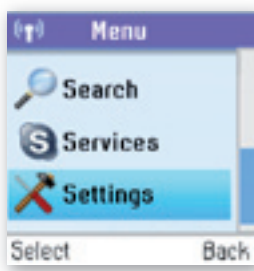
## Phone settings

### Tones

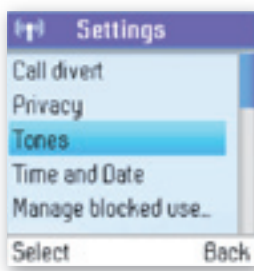
You can configure keypad tones, ring tones etc. on your DUALphone. The following are just a few examples.



1) From the **Idle screen**, press to enter the main menu.



2) Press and to select **Settings**.

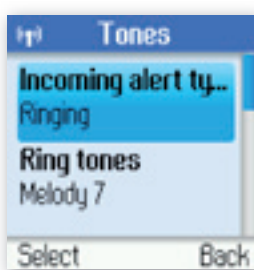


3) Press and to select **Tones**.

### Change the call alert

You can define how you want your DUALphone to alert you with incoming calls:

- Ringng:** The handset will ring as long as the incoming call is active.
- Ring once:** The handset will ring only once.
- Beep once:** The handset will make one beep only on an incoming call.



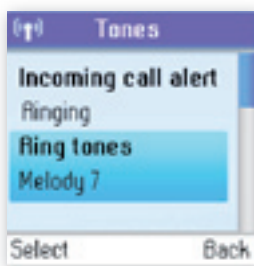
1) From **Tones**, press to select **Incoming alert type**.



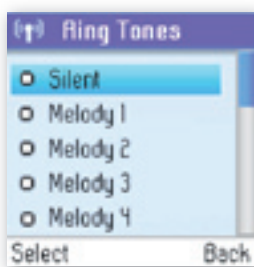
2) Press and or just press to select your preferred alert type (**Ringing, Ring once, Beep once**).

### Change the ring tone

You can define how you want your DUALphone to ring on incoming calls.




1) From **Tones**, press and to select **Ring tones**.



2) Press and or just press to select your preferred ring tone (**Silent, Melody 1 → 11, Beep**).

### Adjust the ringing volume

You can adjust the ringing volume of the handset for incoming calls.



1) From **Tones**, press and to select **Ringing volume**.



2) Change the ringing volume level using / .